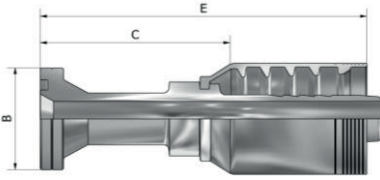


DF70H SERIES(SAE Code 62 Flange Straight)

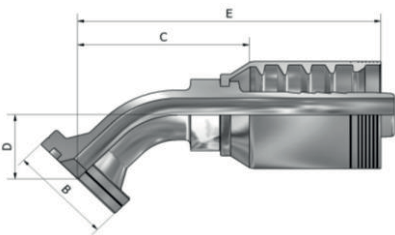
USL



PART NUMBER	Products Description									
	Hose In-Dia	Flange Size	Flange Dia		Tail-Growth		Overall Length			
			MM	Inch	MM	Inch	MM	Inch		
			B		C		E			
A										
DF70H-12-12	3/4	3/4	41.3	1.63	71.9	2.83	124.4	4.90		
DF70H-12-16	1"	3/4	41.3	1.63	89.5	3.52	143.5	5.65		
DF70H-16-12	3/4	1"	47.6	1.87	46.0	1.81	98.5	3.88		
DF70H-16-16	1"	1"	47.6	1.87	85.3	3.36	139.3	5.48		
DF70H-16-20	1-1/4	1"	47.6	1.87	91.5	3.60	156.4	6.16		
DF70H-20-16	1"	1-1/4	54.0	2.13	54.3	2.14	108.7	4.28		
DF70H-20-20	1-1/4	1-1/4	54.0	2.13	92.8	3.65	158.1	6.22		
DF70H-24-20	1-1/2	1-1/4	63.5	2.50	65.4	2.57	130.7	5.15		
DF70H-24-24	1-1/2	1-1/2	63.5	2.50	116.0	4.57	190.0	7.48		
DF70H-32-24	1-1/2	2"	79.4	3.13	86.4	3.40	159.4	6.28		
DF70H-32-32	2"	2"	79.4	3.13	136.5	5.37	219.4	8.64		

DF74H SERIES(SAE Code 62 Flange 45° Elbow)

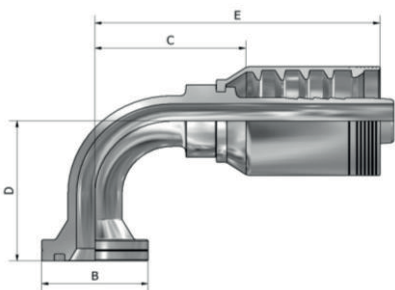
USL



PART NUMBER	Products Description									
	Hose In-Dia	Flange Size	Flange Dia		Tail-Growth		Drop		Overall Length	
			MM	Inch	MM	Inch	MM	Inch	MM	Inch
			B		C		D		E	
A										
DF74H-12-12	3/4	3/4	41.3	1.63	67.5	2.66	27.0	1.06	120.0	4.72
DF74H-16-12	3/4	1"	47.6	1.87	68.5	2.70	28.0	1.10	121.0	4.76
DF74H-16-16	1"	1"	47.6	1.87	80.9	3.19	32.0	1.26	135.3	5.33
DF74H-20-16	1"	1-1/4	54.0	2.13	80.9	3.19	32.0	1.26	135.3	5.33
DF74H-20-20	1-1/4	1-1/4	54.0	2.13	106.6	4.20	38.0	1.50	171.9	6.8
DF74H-20-20A60	1-1/4	1-1/4	54.0	2.13	103.5	4.07	47.8	1.88	168.9	6.6
DF74H-24-20	1-1/4	1-1/2	63.5	2.50	106.6	4.20	38.0	1.50	171.9	6.77
DF74H-24-24	1-1/2	1-1/2	63.5	2.50	126.4	4.98	44.0	1.73	199.4	7.9
DF74H-32-24	1-1/2	2"	79.4	3.13	133.9	5.27	50.0	1.97	206.9	8.1
DF74H-32-32	2"	2"	79.4	3.13	163.6	6.44	56.0	2.20	246.5	9.70
DF74H-32-32A30	2"	2"	79.4	3.13	163.7	6.44	39.1	1.54	246.6	9.71

DF79H SERIES(SAE Code 62 Flange 90° Elbow)

USL



PART NUMBER	Products Description									
	Hose In-Dia	Flange Size	Flange Dia		Tail-Growth		Drop		Overall Length	
			MM	Inch	MM	Inch	MM	Inch	MM	Inch
			B		C		D		E	
A										
DF79H-12-12	3/4	3/4	41.3	1.63	58.1	2.29	58.0	2.28	110.6	4.35
DF79H-12-12D77	3/4	3/4	41.3	1.63	58.1	2.29	77.0	3.03	110.6	4.35
DF79H-12-16	1"	3/4	41.3	1.63	63.2	2.49	58.0	2.28	117.6	4.63
DF79H-16-12	3/4	1"	47.6	1.87	58.1	2.29	58.0	2.28	110.6	4.35
DF79H-16-12D77	3/4	1"	47.6	1.87	58.1	2.29	77.0	3.03	110.6	4.35
DF79H-16-16	1"	1"	47.6	1.87	71.2	2.80	70.0	2.76	125.6	4.94
DF79H-16-16D117	1"	1"	47.6	1.87	71.2	2.80	117.0	4.61	125.6	4.94
DF79H-20-16	1"	1-1/4	54.0	2.13	71.2	2.80	70.1	2.76	125.6	4.94
DF79H-20-16D117	1"	1-1/4	54.0	2.13	71.2	2.80	117.0	4.61	125.6	4.94
DF79H-20-20	1-1/4	1-1/4	54.0	2.13	95.0	3.74	82.0	3.23	160.3	6.31
DF79H-20-20A110	1-1/4	1-1/4	54.0	2.13	76.4	3.01	104.0	4.09	141.7	5.58
DF79H-20-20D120	1-1/4	1-1/4	54.0	2.13	95.0	3.74	120.0	4.72	160.3	6.31
DF79H-20-20D200	1-1/4	1-1/4	54.0	2.13	95.0	3.74	200.0	7.87	160.3	6.31
DF79H-20-24D94	1-1/2	1-1/4	54.0	2.13	101.1	3.98	94.0	3.70	174.1	6.85
DF79H-20-24D200	1-1/2	1-1/4	54.0	2.13	101.1	3.98	200.0	7.87	174.1	6.85
DF79H-24-20	1-1/4	1-1/2	63.5	2.50	95.4	3.76	82.0	3.23	160.3	6.31
DF79H-24-20D120	1-1/4	1-1/2	63.5	2.50	115.4	4.54	120.0	4.72	180.3	7.10
DF79H-24-24	1-1/2	1-1/2	63.5	2.50	114.6	4.51	104.0	4.09	187.6	7.39
DF79H-24-24D180	1-1/2	1-1/2	63.5	2.50	114.6	4.51	180.0	7.09	187.6	7.39
DF79H-32-24	1-1/2	2"	79.4	3.13	116.1	4.57	104.0	4.09	189.1	7.44
DF79H-32-32	2"	2"	79.4	3.13	154.5	6.08	124.0	4.88	237.4	9.35
DF79H-32-32D159	2"	2"	79.4	3.13	154.5	6.08	159.0	6.26	237.4	9.35